


The new **MÄRKLIN** Streamline Train Gauge 00 (16,5 mm) 20 Volts

The MÄRKLIN Streamline Train illustrated below is a true scale model of one of those speedliners flashing now across our countries. It is built in 3 sections and can negotiate even the sharpest curves without any trouble, in spite of its length of 22 in. The 3 sections are coupled together by a very simple device and the train can easily be extended by 2-3 middle sections St 800 M.




ST 800 Electric Streamline Train

Built in 3 sections · True model of a modern streamliner · 3 white electric headlights · 2 red electric rearlights · Celluloid windows · Optional operation from overhead or third rail by means of a inconspicuous lever. For simultaneous operation of 2 trains on the same track streamline train ST 800 is supplied with fixed pantographs for overhead drive; if it is to run as a real Diesel streamliner the pantographs may be removed by simply loosening one screw with each pantograph.

75.00

Especially powerful motor · 4 bogies, 2 of them with power drive · Reliable operation of the remote control reverse · Additional lever for hand reverse · Inconspicuous lever for selecting overhead or third rail drive. · Length of train 22 in. · Weight ca. 1000 gr. · Detailed instructions with each train.



TP 800 Tender Locomotive, Super Model
The long waited for scale model switch engine!

Finished in dull black · 5 axles, 2-6-2, unbreakable cast body · Wheels, valve gear etc. true to scale · 2 electric headlights at both ends which burn according to direction of travel · Massive bogies with special protection against derailment.

A 0948 st

35.00

MÄRKLIN

Supplement to Catalogue **D 47**



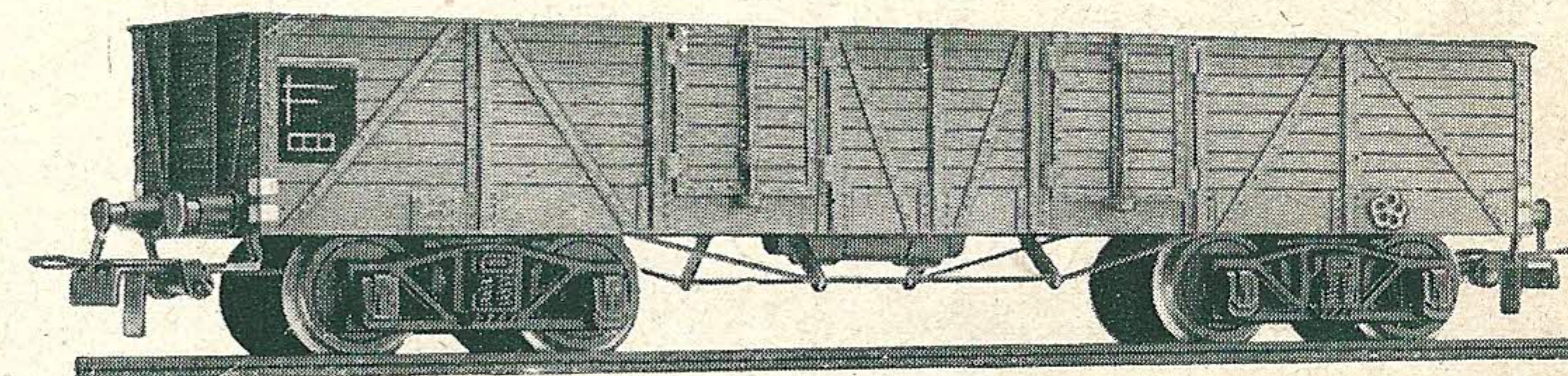
HOBBY TRAIN MART, INC.
LIONEL APPROVED SERVICE
37 BOND STREET B'KLYN, N.Y.

00

Freight Cars Super-Models Gauge 00


Perfect miniatures of the real cars · Made of unbreakable cast metals · Mounted on new type bogies with flexible sides which guarantee an absolutely safe running · The automatic couplings are mounted on the bogies, therefore reliable operation also on curved track.

331
Open Goods Truck
brown, mounted on double bogies · Length 5¾ in.




5.50

332
Closed Goods Truck
brown, mounted on double bogies, sliding doors. Length 5¾ in.



7.50

334
Oil Tanker
Silver painted, mounted on double bogies, brake railings, ladder, rivets etc. true to scale. Length 5¾ in.



8.50

